

# "High Frequency Ceramic Solutions"

**890/1940 MHz Diplexer with LPF/BPF filtering scheme,  
EIA 0805.**


**P/N 0892DP15A1940**

Detail Specification: 2/11/2014

Page 1 of 4

## General Specifications

Part Number	0892DP15A1940	
Passband (MHz)	824-960	1710-2170
Insertion Loss (dB)	0.9 max.	1.0 max.
Attenuation (db)	18min. @ 1648 to 1830MHz	19 typ (24 min.) @ 3420 to 3820MHz
Attenuation (db)	22min. @ 2472 to 2745MHz	20 typ (24 min.) @ 5130 to 5730MHz
Attenuation (db)	15min. @ 3300 to 4000MHz	15 typ (24 min.) @ 6000 to 8000MHz
Attenuation (db)	15min. @ 5000 to 8500MHz	
Isolation (dB)	16 min.	20 min.
Return Loss	15 dB (min)	13 dB (min)



Input Power	2W max.
Impedance	50Ω
Operating Temperature Range	-40°C to +85°C
Storage Temp	+5 to +35 °C, Humidity 45 to 75%RH*
Reel Quantity	4,000

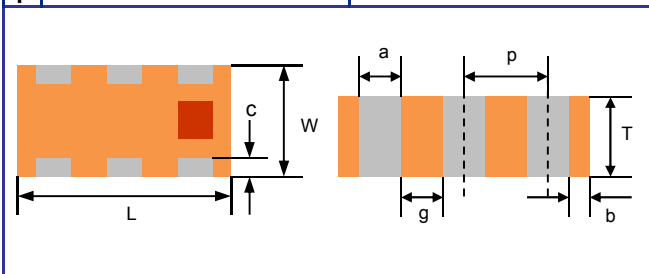
\*18 months in vacuum sealed bag and 1 week after opened

## Part Number Explanation

P/N Suffix	Packing Style	Bulk	Suffix = S	eg. 0892DP15A1940S
		T & R	Suffix = E	eg. 0892DP15A1940E
	Termination style	100% Tin	Suffix = None	eg. 0892DP15A1940(E or S)
	Evaluation Board	0892DP15A1940-EB-SMA (3qty, 50Ω Female SMA connectors)		

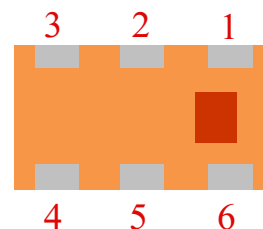
## Mechanical Dimensions

	In	mm
L	0.079 ± 0.004	2.00 ± 0.10
W	0.049 ± 0.004	1.25 ± 0.10
T	0.018 ± 0.020	0.45 ± 0.50
a	0.012 ± 0.004	0.30 ± 0.10
b	0.008 ± 0.004	0.20 ± 0.10
c	0.012 ± 0.004/0.008	0.30 ± 0.1 /-0.2
g	0.014 ± 0.004	0.35 ± 0.10
p	0.026 ± 0.002	0.65 ± 0.05



## Terminal Configuration

No.	Function
1	Higer Freq. Port (P3)
2	GND
3	Lower Freq. Port (P2)
4	GND
5	Common Port (P1)
6	GND



Ver. 1.0

4001 Calle Tecate • Camarillo, CA 93012 • TEL 805.389.1166 FAX 805.389.1821

2014 Johanson Technology, Inc. All Rights Reserved

[www.johansontechnology.com](http://www.johansontechnology.com)

# "High Frequency Ceramic Solutions"

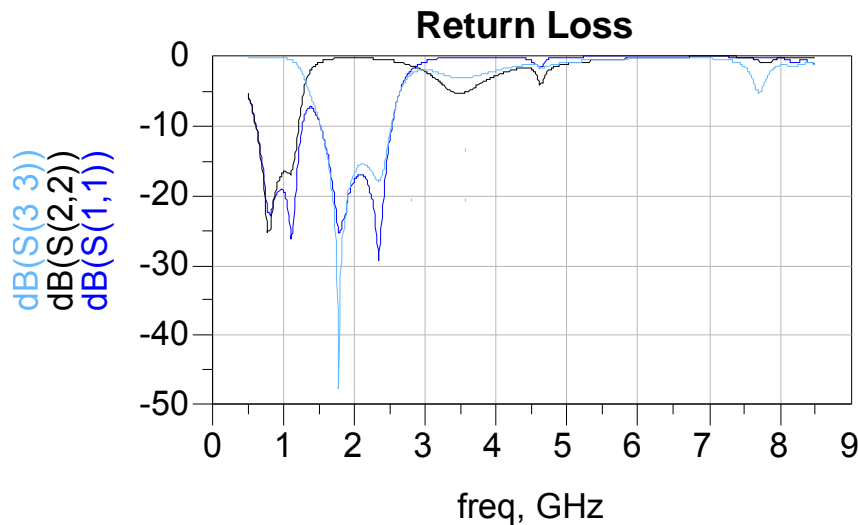
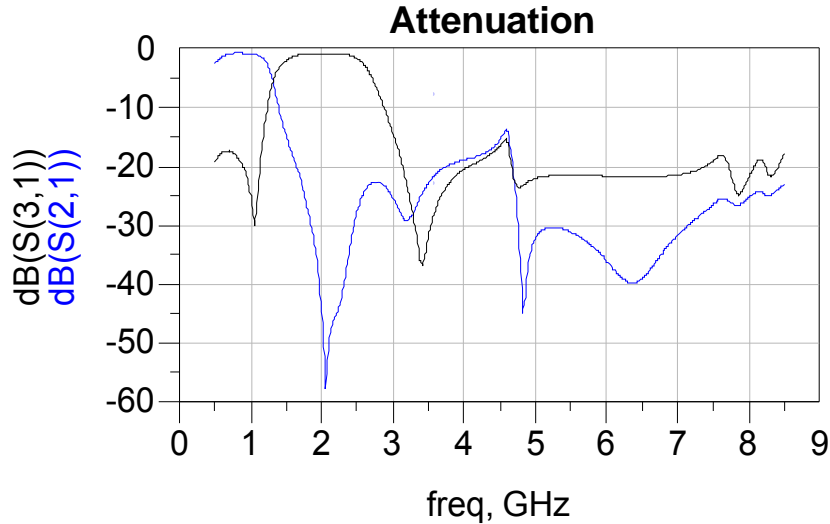
890/1940 MHz Diplexer with LPF/BPF filtering scheme,  
EIA 0805.

P/N 0892DP15A1940

Detail Specification: 2/11/2014

Page 2 of 4

## Typical Electrical Performance (T=25°C)



The contents of this data sheet are subject to change without notice. Please confirm the specifications and delivery conditions when placing your order. All sales are subject to Johanson Technology, Inc. terms and conditions.



[www.johansontechnology.com](http://www.johansontechnology.com)

4001 Calle Tecate • Camarillo, CA 93012 • TEL 805.389.1166 FAX 805.389.1821

Ver. 1.0

2014 Johanson Technology, Inc. All Rights Reserved

# "High Frequency Ceramic Solutions"

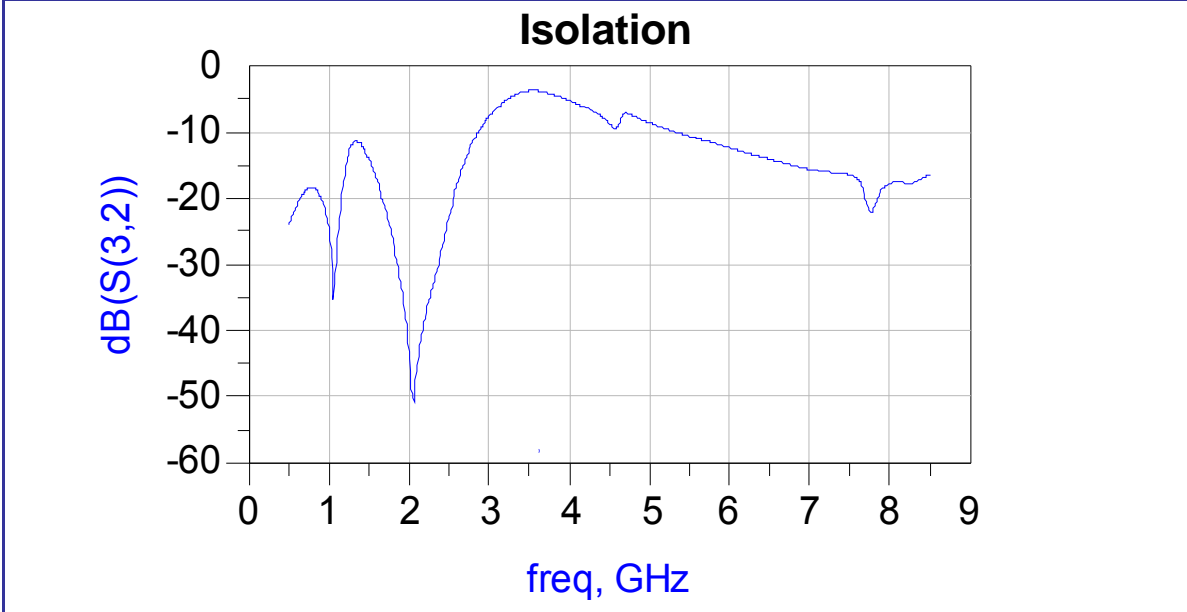
890/1940 MHz Diplexer with LPF/BPF filtering scheme,  
EIA 0805.

P/N 0892DP15A1940

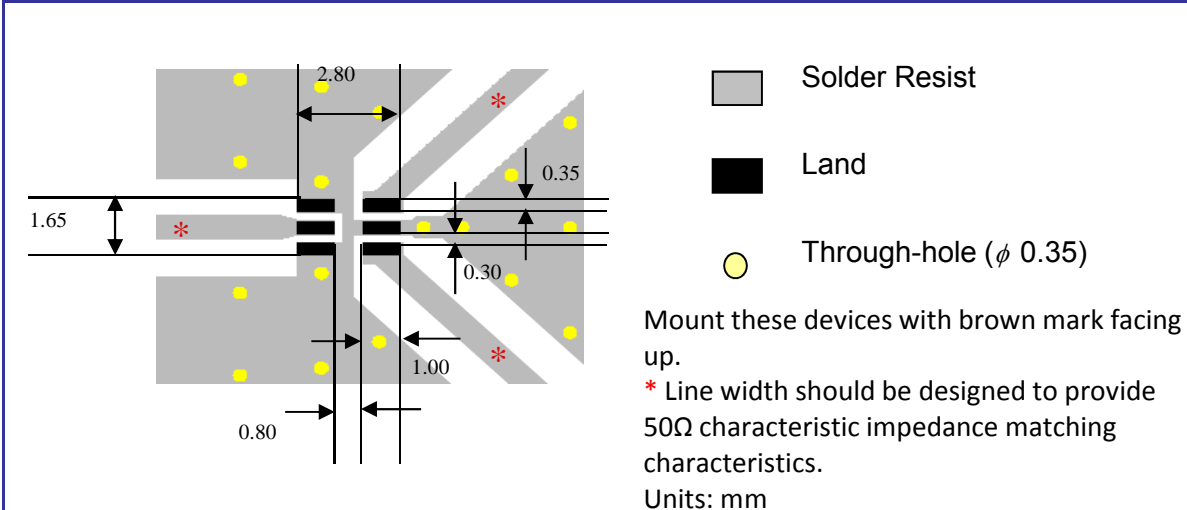
Detail Specification: 2/11/2014

Page 3 of 4

## Typical Electrical Performance (T=25°C)



## Mounting Considerations



The contents of this data sheet are subject to change without notice. Please confirm the specifications and delivery conditions when placing your order. All sales are subject to Johanson Technology, Inc. terms and conditions.



[www.johansontechnology.com](http://www.johansontechnology.com)

4001 Calle Tecate • Camarillo, CA 93012 • TEL 805.389.1166 FAX 805.389.1821

Ver. 1.0

2014 Johanson Technology, Inc. All Rights Reserved

# "High Frequency Ceramic Solutions"

**890/1940 MHz Diplexer with LPF/BPF filtering scheme,  
EIA 0805.**

**P/N 0892DP15A1940**

Detail Specification: 2/11/2014

Page 4 of 4

## More Diplexers

[www.johansontechnology.com/diplexers](http://www.johansontechnology.com/diplexers)

## RoHS Compliance

[www.johansontechnology.com/technical-notes/rohs-compliance.html](http://www.johansontechnology.com/technical-notes/rohs-compliance.html)

## Packaging information

[www.johansontechnology.com/ipcpackaging.html](http://www.johansontechnology.com/ipcpackaging.html)

## Soldering Information

[www.johansontechnology.com/ipcsoldering-profile](http://www.johansontechnology.com/ipcsoldering-profile)

## Layout Files, s-parameters and any other technical questions

[www.johansontechnology.com/component/techquestion/?Itemid=407](http://www.johansontechnology.com/component/techquestion/?Itemid=407)

## MSL Info

[www.johansontechnology.com/technical-notes/msl-rating.html](http://www.johansontechnology.com/technical-notes/msl-rating.html)

## Recommended Storage Condition and Max Shelf Life

[www.johansontechnology.com/ipcstorage-shelflife](http://www.johansontechnology.com/ipcstorage-shelflife)

## Antenna layout and tuning techniques

[www.johansontechnology.com/tuning](http://www.johansontechnology.com/tuning)

## Antenna layout review, tuning, and characterization services

[www.johansontechnology.com/ipcantennaservices](http://www.johansontechnology.com/ipcantennaservices)

The contents of this data sheet are subject to change without notice. Please confirm the specifications and delivery conditions when placing your order. All sales are subject to Johanson Technology, Inc. terms and conditions.



[www.johansontechnology.com](http://www.johansontechnology.com)  
4001 Calle Tecate • Camarillo, CA 93012 • TEL 805.389.1166 FAX 805.389.1821

Ver. 1.0

2014 Johanson Technology, Inc. All Rights Reserved